

Report No.: 1

Test Time: 30.01.2020 14:48

Luminaire Property

Luminaire Manufacturer:

Luminaire Description: FG 100 DALI 36LED 1000W 5000K 30gr.

Luminous Length (mm): 565 mm

Luminous Width (mm): 345 mm

Luminous Height (mm): 695 mm

Voltage: 220.7 V

Current: 4.905 A

Power: 998.91 W

Power Factor: 0.988

Photometric Results

CIE Class: Direct

Total Rated Lamp Lumens: 143743.4 lm

Measurement Flux: 143743.4 lm

Efficiency: 100%

Downward Ratio: 95%

Upward Ratio: 5%

Field Angle(C0/C180,C90/C270,C45/C225,C135/315): 58.9, 58.3, 61.7, 62.1

Beam Angle(C0/C180,C90/C270,C45/C225,C135/315): 30.4, 28.7, 30.7, 30.8

Luminaire Efficacy Rating (LER): 143.95

Central Intensity: 312620.78 cd


Max. Intensity: 321622.38 cd

Pos of Max. Intensity: H315 V1

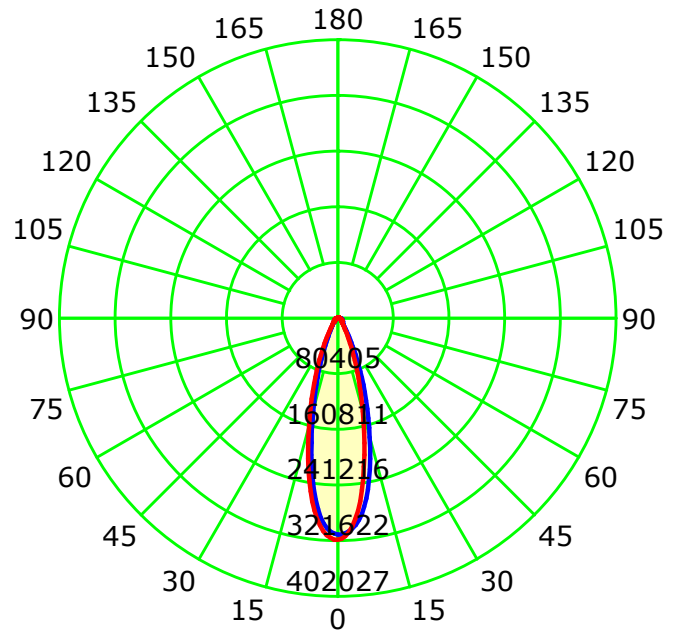
S/MH(C0/C180): 0.50

S/MH(C90/C270): 0.48

Picture Of Luminaire



Luminous Intensity Distribution Curve



Unit: cd

— C0-C180 — C90-C270

C Plane (°):0.0-360.0: 22.5

Gamma Plane (°):0.0-180.0:1.0

Test Lab:

Test Device: LSG-1800B

Test Type: TYPE C

Distance: 12.677 m

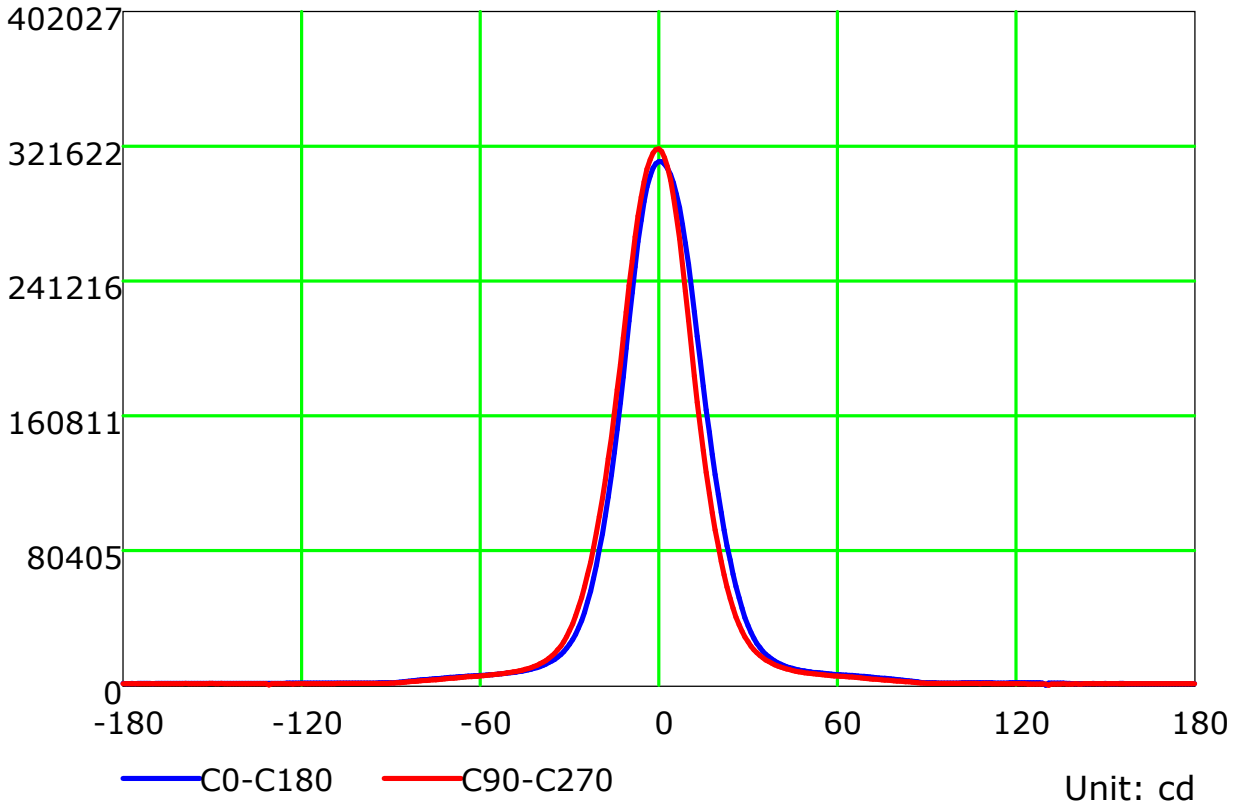
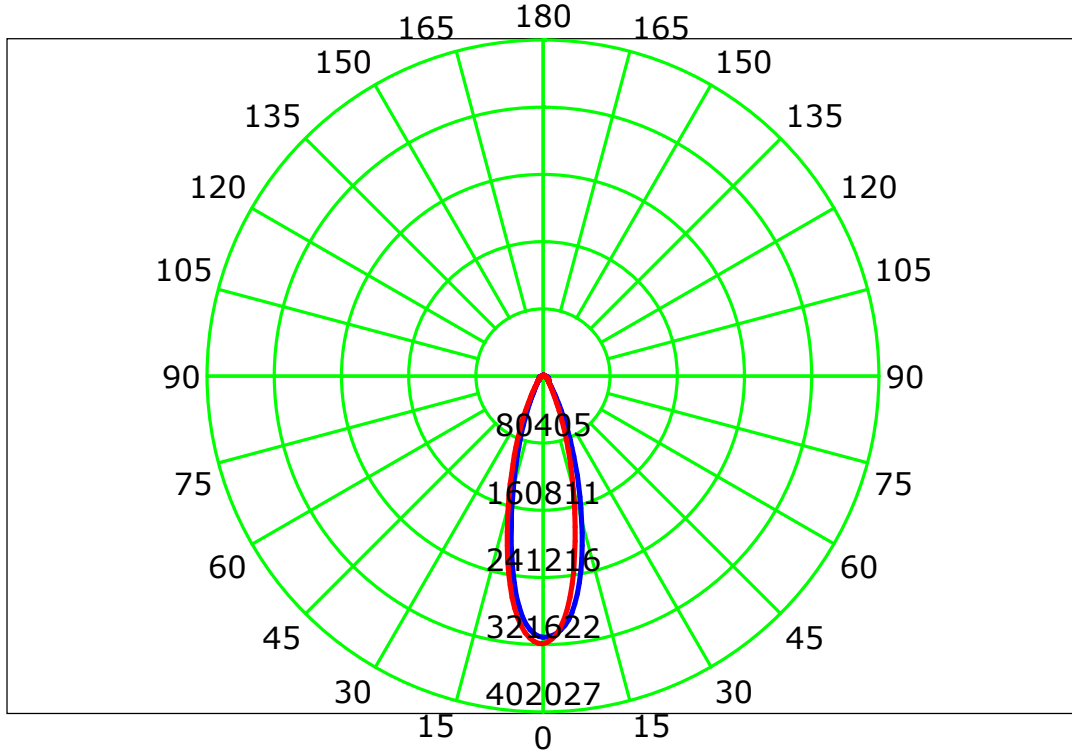
Temperature:

Humidity:

Operator:

Inspector:

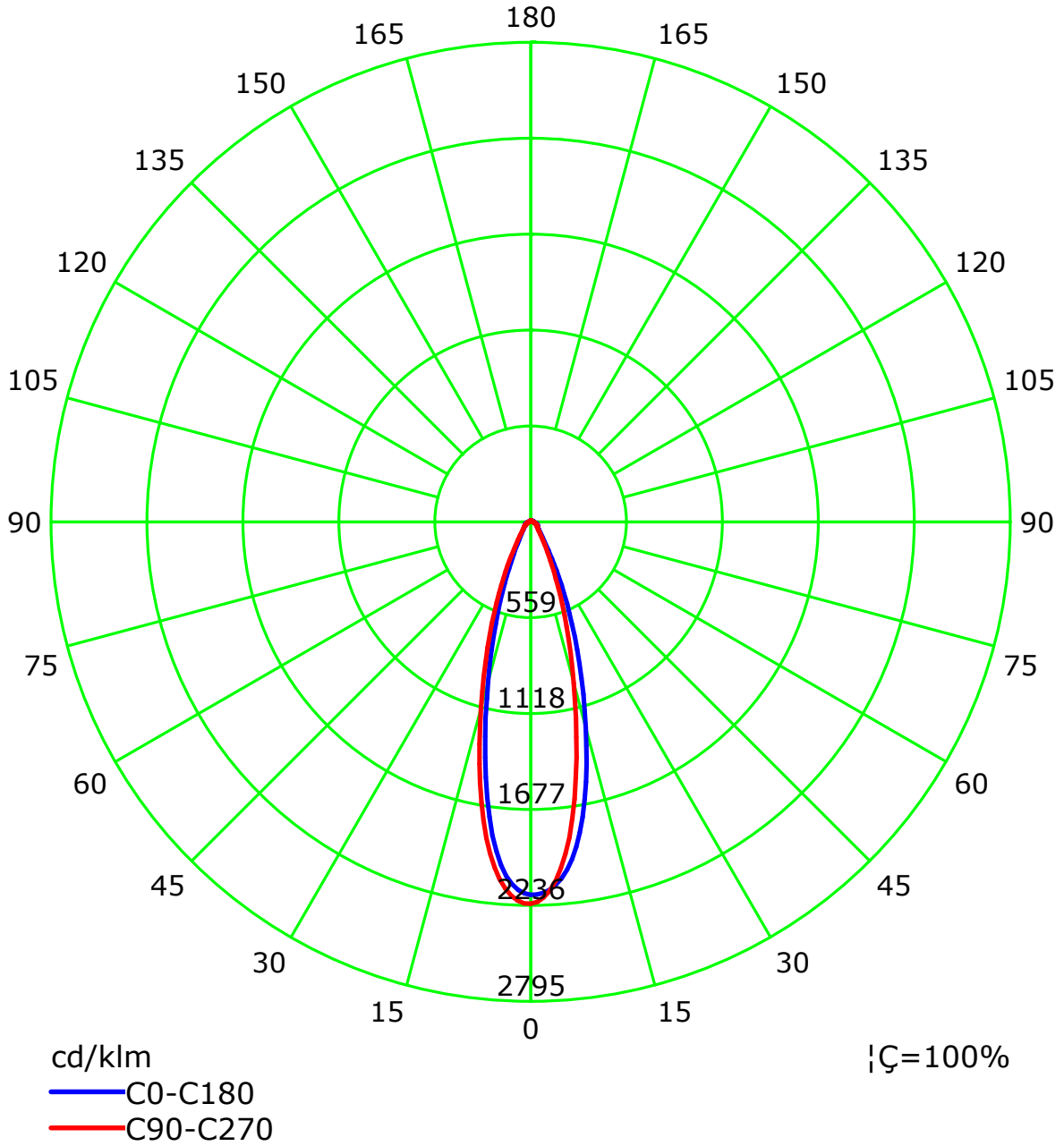
Luminous Intensity Distribution Curve



C Plane (°):0.0-360.0: 22.5
 Test Lab:
 Test Type: TYPE C
 Temperature:
 Operator:

Gamma Plane (°):0.0-180.0:1.0
 Test Device: LSG-1800B
 Distance: 12.677 m
 Humidity:
 Inspector:

Luminous Intensity Distribution Curve(cd/klm)



C Plane (°):0.0-360.0: 22.5

Test Lab:

Test Type: TYPE C

Temperature:

Operator:

Gamma Plane (°):0.0-180.0:1.0

Test Device: LSG-1800B

Distance: 12.677 m

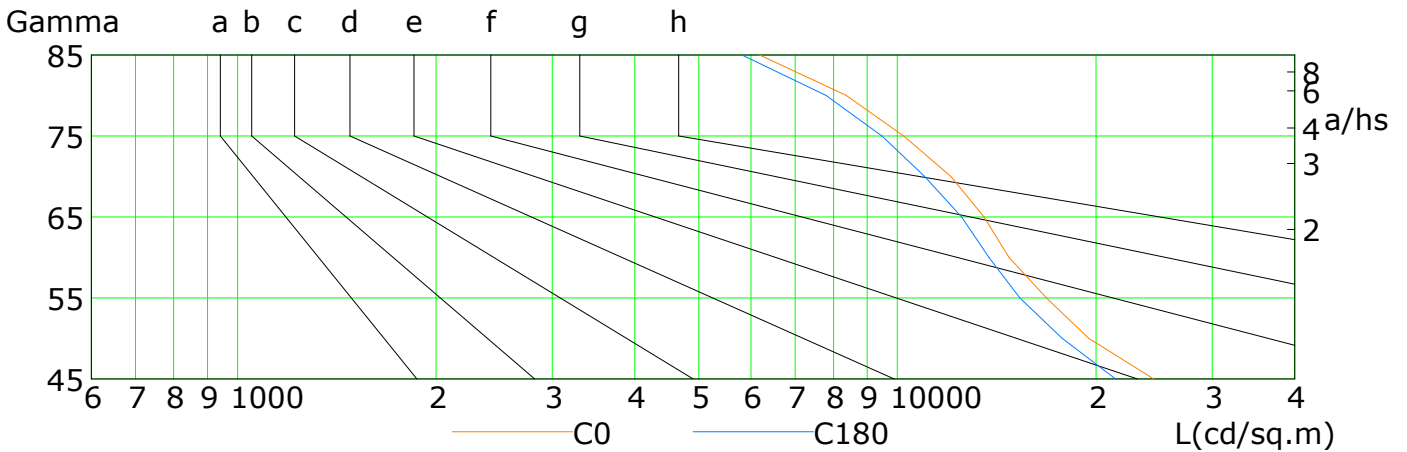
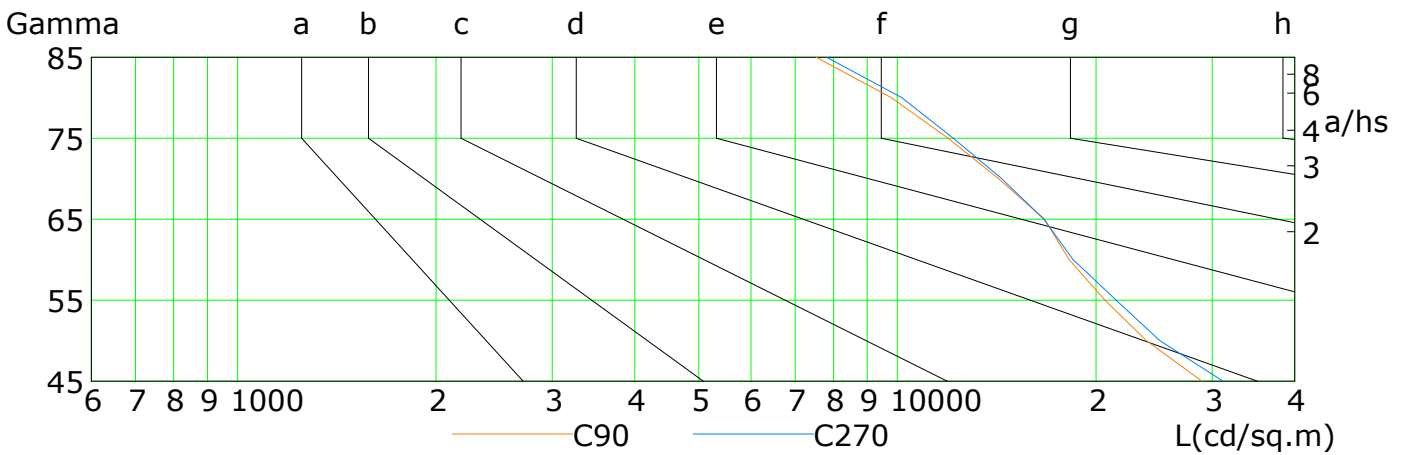
Humidity:

Inspector:

Lum Limit Curve

Dazzle	Quality	Illuminance (lx)							
		2000	1000	500	<=300				
1.15	A	2000	1000	500	<=300				
1.50	B		2000	1000	500	<=300			
1.85	C			2000	1000	500	<=300		
2.20	D				2000	1000	500	<=300	
2.55	E					2000	1000	500	<=300

a b c d e f g h



L(cd/sq.m)	G45	G50	G55	G60	G65	G70	G75	G80	G85
C0	24462	19493	16824	14760	13534	12041	10219	8363	6183
C90	28962	23828	20631	18203	16709	14224	11941	9789	7534
C180	21402	17768	15334	13761	12514	10992	9479	7796	5818
C270	31160	24986	21469	18463	16676	14394	12153	10157	7806

C Plane (°):0.0-360.0: 22.5

Test Lab:

Test Type: TYPE C

Temperature:

Operator:

Gamma Plane (°):0.0-180.0:1.0

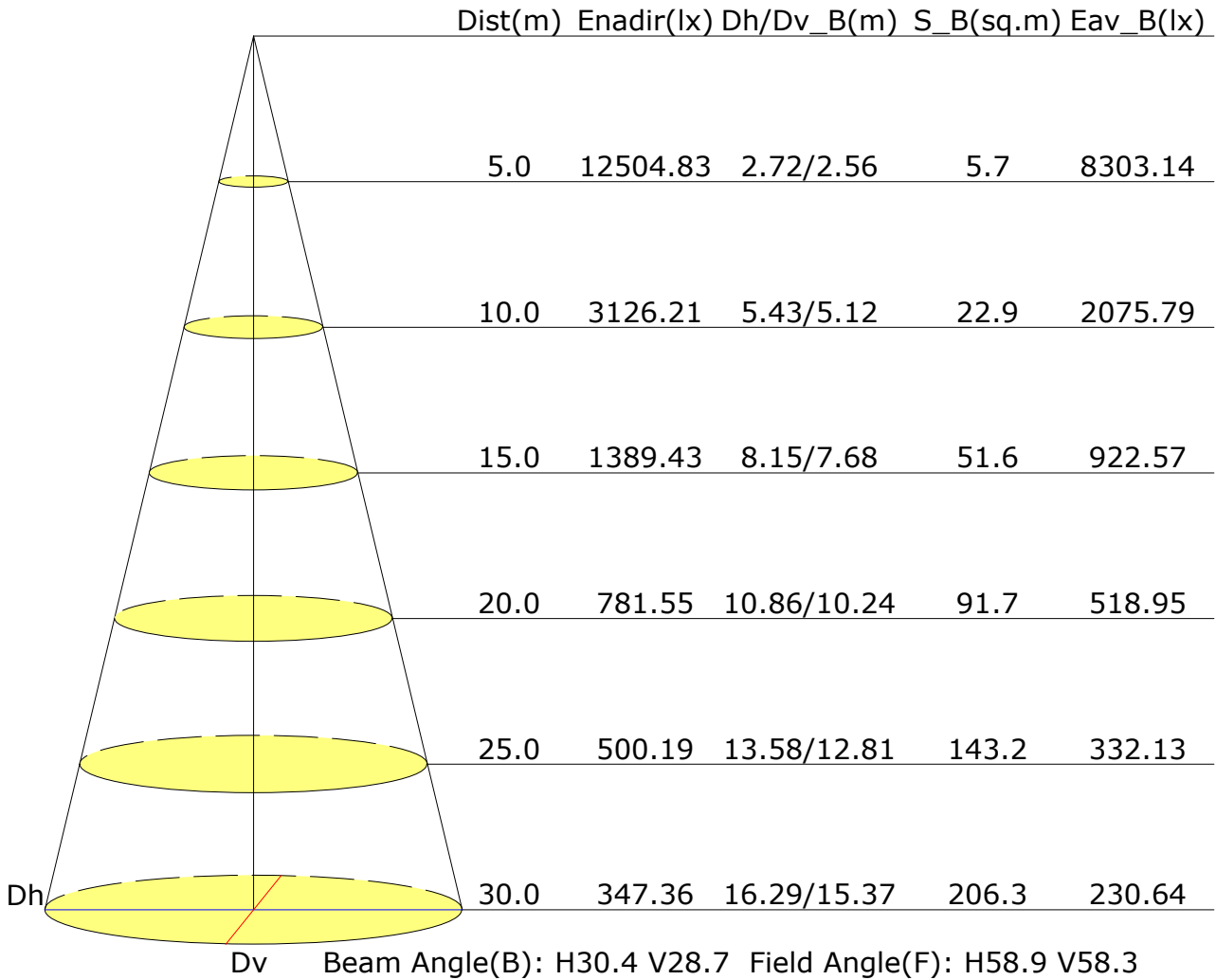
Test Device: LSG-1800B

Distance: 12.677 m

Humidity:

Inspector:

Illuminance at a Distance



C Plane (°):0.0-360.0: 22.5
 Test Lab:
 Test Type: TYPE C
 Temperature:
 Operator:

Gamma Plane (°):0.0-180.0:1.0
 Test Device: LSG-1800B
 Distance: 12.677 m
 Humidity:
 Inspector:

UGR Table

Reflectance:										
Ceiling (cavity)	0.7	0.7	0.5	0.5	0.3	0.7	0.7	0.5	0.5	0.3
Wall	0.5	0.3	0.5	0.3	0.3	0.5	0.3	0.5	0.3	0.3
Reference plane	0.2	0.2	0.2	0.2	0.2	0.2	0.2	0.2	0.2	0.2
Room dimensions	Viewed crosswise					Viewed endwise				
X=2H Y=2H	18.7	19.6	19.1	19.9	20.2	18.8	19.7	19.1	19.9	20.3
3H	20.0	20.8	20.4	21.1	21.5	20.0	20.8	20.3	21.1	21.4
4H	20.6	21.3	21.0	21.7	22.1	20.5	21.3	20.9	21.6	22.0
6H	21.1	21.8	21.6	22.2	22.6	21.0	21.7	21.4	22.1	22.5
8H	21.3	22.0	21.8	22.4	22.8	21.2	21.9	21.6	22.3	22.7
12H	21.5	22.2	22.0	22.6	23.0	21.4	22.0	21.8	22.4	22.8
X=4H Y=2H	19.1	19.9	19.5	20.2	20.6	19.2	19.9	19.6	20.3	20.7
3H	20.6	21.3	21.1	21.7	22.1	20.6	21.2	21.0	21.6	22.1
4H	21.4	21.9	21.8	22.4	22.8	21.2	21.8	21.7	22.3	22.7
6H	22.0	22.6	22.5	23.0	23.5	21.9	22.4	22.4	22.9	23.4
8H	22.3	22.8	22.8	23.3	23.8	22.1	22.6	22.7	23.1	23.6
12H	22.5	23.0	23.1	23.5	24.0	22.4	22.8	22.9	23.3	23.8
X=8H Y=4H	21.6	22.1	22.1	22.6	23.1	21.5	22.0	22.0	22.5	23.0
6H	22.4	22.8	23.0	23.3	23.9	22.3	22.7	22.8	23.2	23.8
8H	22.8	23.1	23.4	23.7	24.3	22.6	23.0	23.2	23.5	24.1
12H	23.1	23.4	23.7	24.0	24.6	23.0	23.3	23.6	23.8	24.4
X=12H Y=4H	21.6	22.0	22.1	22.5	23.1	21.5	21.9	22.0	22.5	23.0
6H	22.5	22.8	23.0	23.4	24.0	22.4	22.7	22.9	23.2	23.8
8H	22.9	23.2	23.5	23.8	24.4	22.8	23.1	23.3	23.6	24.2
Variations with the observer position at spacings:										
S=1.0H	+0.6/-0.4					+0.7/-0.4				
S=1.5H	+1.3/-0.7					+1.6/-0.7				
S=2.0H	+2.2/-1.0					+2.6/-1.2				

Calculate in accordance with CIE Pub.117. The table is revised with 143743lm ($8\log(F/F_0) = 17.3$).

C Plane (°):0.0-360.0: 22.5
 Test Lab:
 Test Type: TYPE C
 Temperature:
 Operator:

Gamma Plane (°):0.0-180.0:1.0
 Test Device: LSG-1800B
 Distance: 12.677 m
 Humidity:
 Inspector:

Utilisation Factor Table(Floor cavity)

Utilisation Factors UF(F)			SHR NOM = 0.75									
Room Reflectance			Room Index(RI)									
Ceiling	Wall	Floor	0.75	1.00	1.25	1.50	2.00	2.50	3.00	4.00	5.00	
0.70	0.50	0.20	0.81	0.86	0.91	0.94	0.98	1.01	1.03	1.06	1.08	
	0.30		0.76	0.82	0.86	0.89	0.94	0.97	1.00	1.03	1.05	
	0.20		0.72	0.78	0.82	0.86	0.91	0.94	0.97	1.01	1.03	
0.50	0.50	0.20	0.79	0.84	0.88	0.91	0.94	0.97	0.99	1.01	1.03	
	0.30		0.74	0.80	0.84	0.87	0.91	0.94	0.96	0.99	1.01	
	0.20		0.71	0.77	0.81	0.84	0.88	0.91	0.94	0.97	0.99	
0.30	0.50	0.20	0.77	0.82	0.85	0.88	0.91	0.93	0.95	0.97	0.98	
	0.30		0.73	0.78	0.82	0.84	0.88	0.91	0.92	0.95	0.96	
	0.20		0.71	0.76	0.79	0.82	0.86	0.88	0.91	0.93	0.95	
0.00	0.00	0.00	0.68	0.73	0.76	0.78	0.82	0.84	0.86	0.88	0.89	
<p>Rating:999W Photometrically tested without ceiling board. Multiply UF values by service correction factors Calculate in accordance with CIBSE Technical Memorandum NO.5 1980</p>												

Utilisation Factor Table(Wall)

Utilisation Factors UF(W)			SHR NOM = 0.75									
Room Reflectance			Room Index(RI)									
Ceiling	Wall	Floor	0.75	1.00	1.25	1.50	2.00	2.50	3.00	4.00	5.00	
0.70	0.50	0.20	0.63	0.53	0.45	0.40	0.32	0.27	0.23	0.18	0.15	
	0.30		0.53	0.45	0.39	0.35	0.29	0.25	0.21	0.17	0.14	
	0.20		0.45	0.39	0.35	0.31	0.26	0.23	0.20	0.16	0.14	
0.50	0.50	0.20	0.59	0.49	0.42	0.37	0.30	0.28	0.21	0.17	0.14	
	0.30		0.50	0.42	0.37	0.33	0.27	0.23	0.20	0.16	0.13	
	0.20		0.43	0.38	0.33	0.30	0.25	0.21	0.19	0.15	0.13	
0.30	0.50	0.20	0.56	0.46	0.39	0.34	0.27	0.23	0.19	0.15	0.13	
	0.30		0.48	0.40	0.35	0.31	0.25	0.21	0.18	0.15	0.12	
	0.20		0.42	0.36	0.32	0.28	0.23	0.20	0.17	0.14	0.12	
0.00	0.00	0.00	0.28	0.23	0.20	0.18	0.14	0.12	0.11	0.08	0.07	
<p>Rating:999W Photometrically tested without ceiling board. Multiply UF values by service correction factors Calculate in accordance with CIBSE Technical Memorandum NO.5 1980</p>												

Utilisation Factor Table(Ceiling cavity)

Utilisation Factors UF(C)			SHR NOM = 0.75								
Room Reflectance			Room Index(RI)								
Ceiling	Wall	Floor	0.75	1.00	1.25	1.50	2.00	2.50	3.00	4.00	5.00
0.70	0.50	0.20	0.19	0.20	0.21	0.22	0.24	0.25	0.25	0.26	0.26
	0.30		0.14	0.16	0.18	0.19	0.21	0.22	0.23	0.24	0.25
	0.20		0.11	0.13	0.15	0.16	0.18	0.19	0.20	0.22	0.23
0.50	0.50	0.20	0.18	0.20	0.21	0.22	0.23	0.24	0.24	0.25	0.25
	0.30		0.14	0.16	0.17	0.18	0.20	0.21	0.22	0.23	0.24
	0.20		0.11	0.13	0.14	0.16	0.17	0.19	0.20	0.21	0.22
0.30	0.50	0.20	0.17	0.19	0.20	0.21	0.22	0.23	0.23	0.24	0.24
	0.30		0.14	0.15	0.17	0.18	0.19	0.20	0.21	0.22	0.23
	0.20		0.11	0.13	0.14	0.15	0.17	0.18	0.19	0.21	0.22
0.00	0.00	0.00	0.05	0.05	0.05	0.05	0.05	0.05	0.05	0.05	0.05
<p>Rating:999W Photometrically tested without ceiling board. Multiply UF values by service correction factors Calculate in accordance with CIBSE Technical Memorandum NO.5 1980</p>											

C Plane (°):0.0-360.0: 22.5
 Test Lab:
 Test Type: TYPE C
 Temperature:
 Operator:

Gamma Plane (°):0.0-180.0:1.0
 Test Device: LSG-1800B
 Distance: 12.677 m
 Humidity:
 Inspector: