

Report No.: 1

Test Time: 17.01.2020 15:22

Luminaire Property

Luminaire Manufacturer:

Luminaire Description: FG 100 DALI 44LED 600W 5000K 60x150gr.

Luminous Length (mm): 345 mm

Luminous Width (mm): 345 mm

Luminous Height (mm): 695 mm

Voltage: 220.5 V

Current: 2.758 A

Power: 598.63 W

Power Factor: 0.987

Photometric Results

CIE Class: Direct

Total Rated Lamp Lumens: 87633.2 lm

Measurement Flux: 87633.2 lm

Efficiency: 100%

Downward Ratio: 99%

Upward Ratio: 1%

Field Angle(C0/C180,C90/C270,C45/C225,C135/315): 104.9, 141.7, 126.7, 125.4

Beam Angle(C0/C180,C90/C270,C45/C225,C135/315): 44.3, 131.2, 82.4, 58.1

Luminaire Efficacy Rating (LER): 146.44

Central Intensity: 23400.68 cd


Max. Intensity: 50613.15 cd

Pos of Max. Intensity: H135 V35

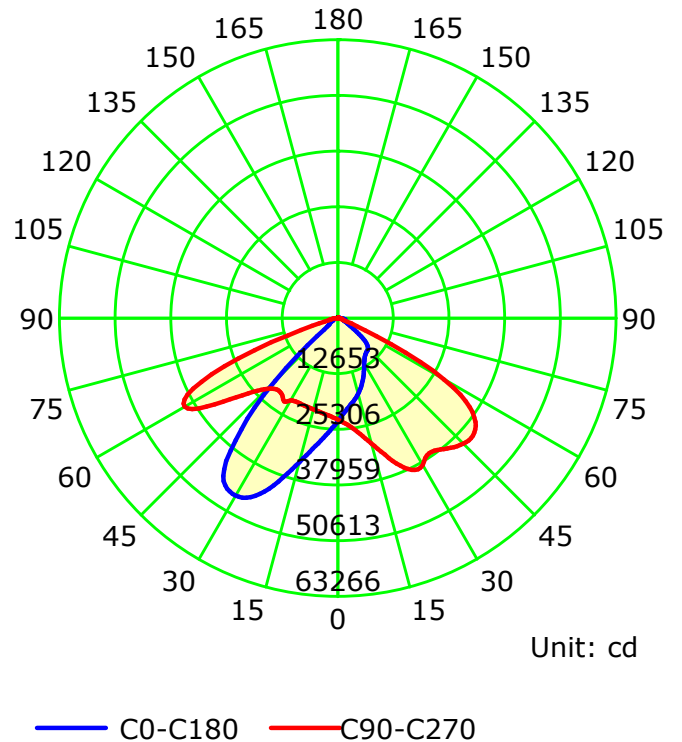
S/MH(C0/C180): 1.61

S/MH(C90/C270): 1.94

Picture Of Luminaire



Luminous Intensity Distribution Curve



C Plane (°):0.0-360.0: 22.5

Gamma Plane (°):0.0-180.0:1.0

Test Lab:

Test Device: LSG-1800B

Test Type: TYPE C

Distance: 12.677 m

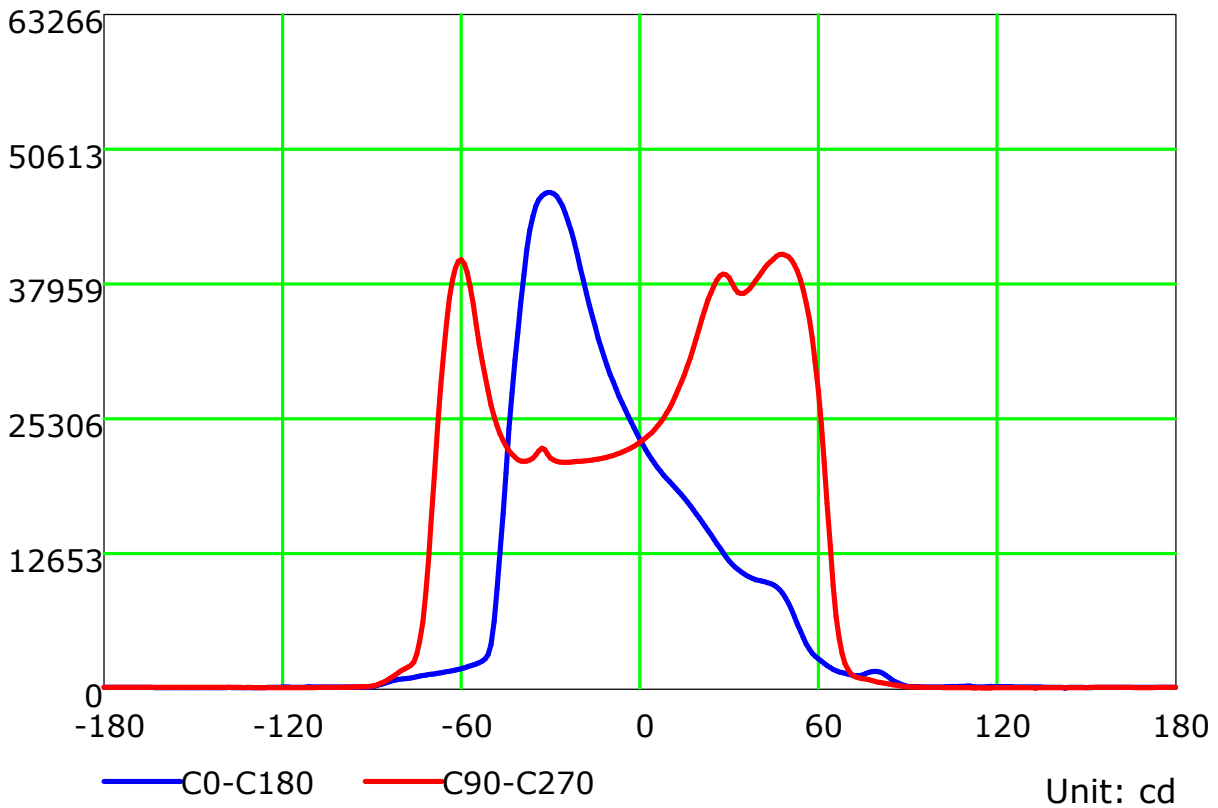
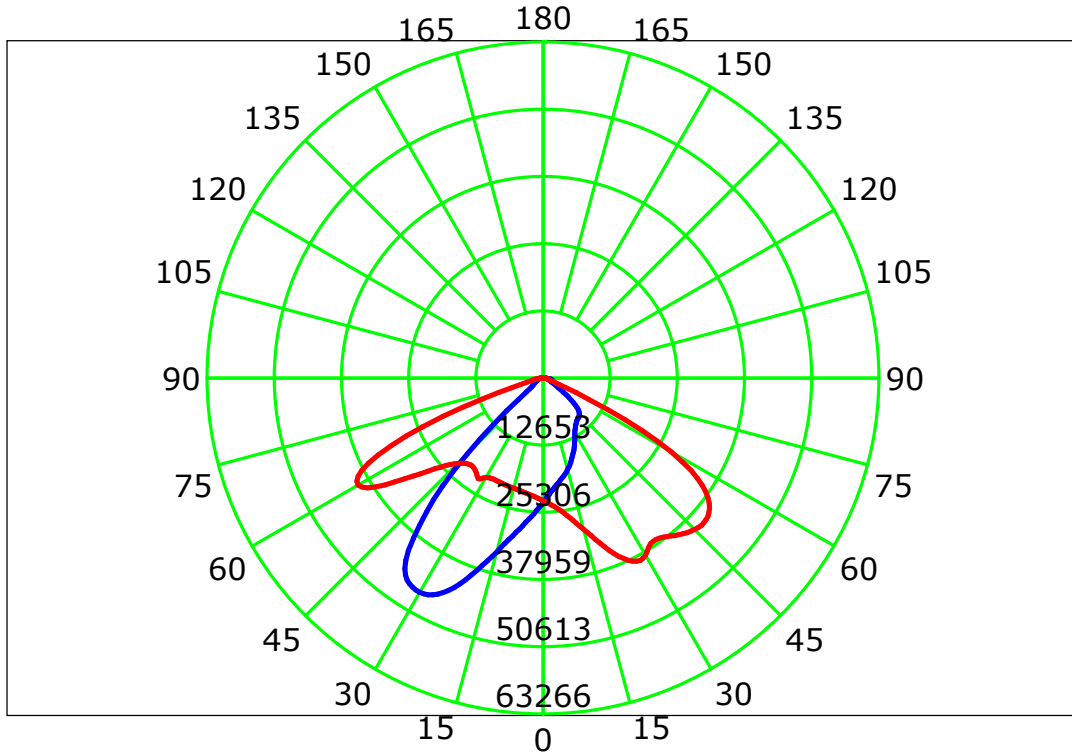
Temperature:

Humidity:

Operator:

Inspector:

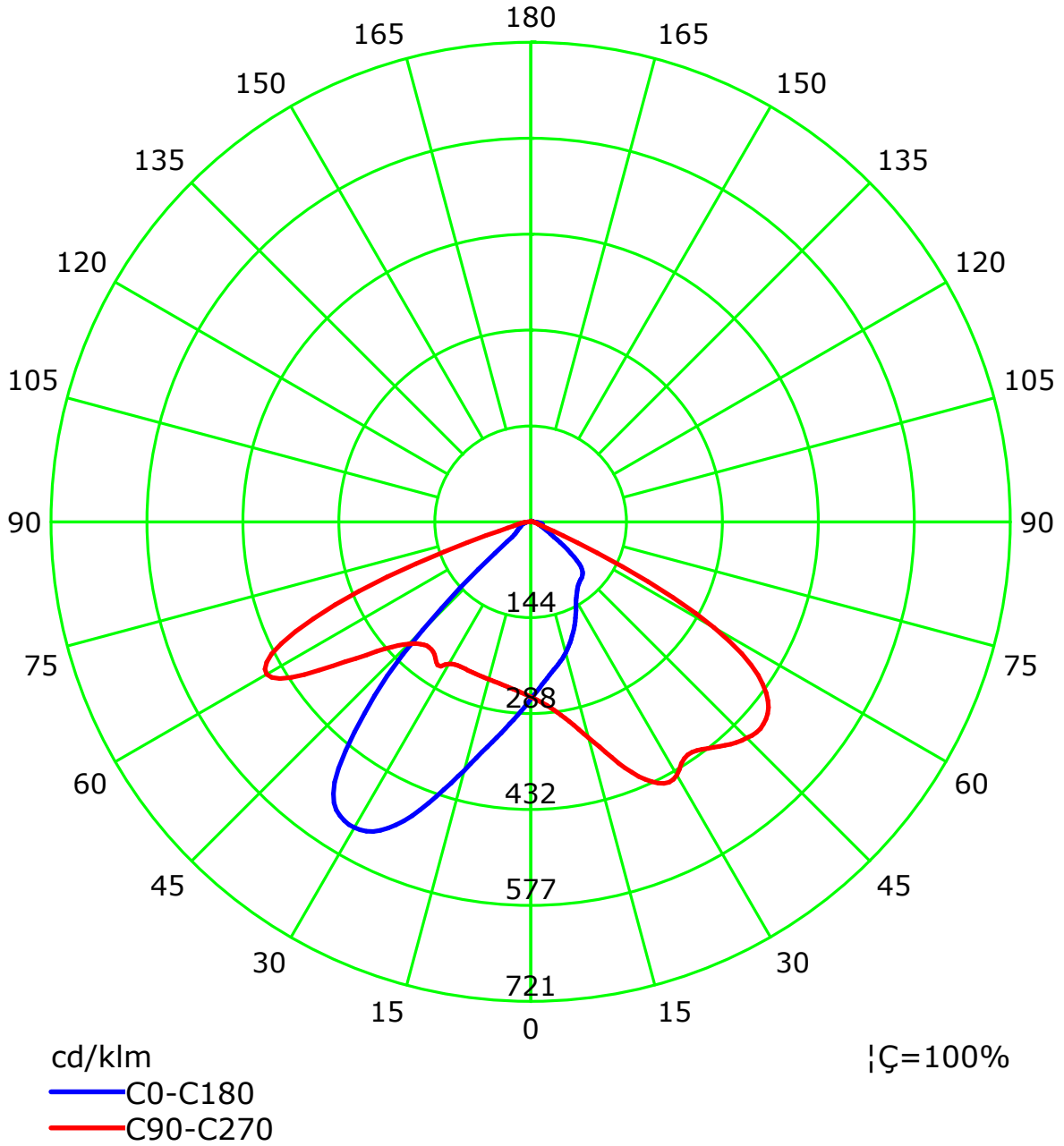
Luminous Intensity Distribution Curve



C Plane (°):0.0-360.0: 22.5
 Test Lab:
 Test Type: TYPE C
 Temperature:
 Operator:

Gamma Plane (°):0.0-180.0:1.0
 Test Device: LSG-1800B
 Distance: 12.677 m
 Humidity:
 Inspector:

Luminous Intensity Distribution Curve(cd/klm)



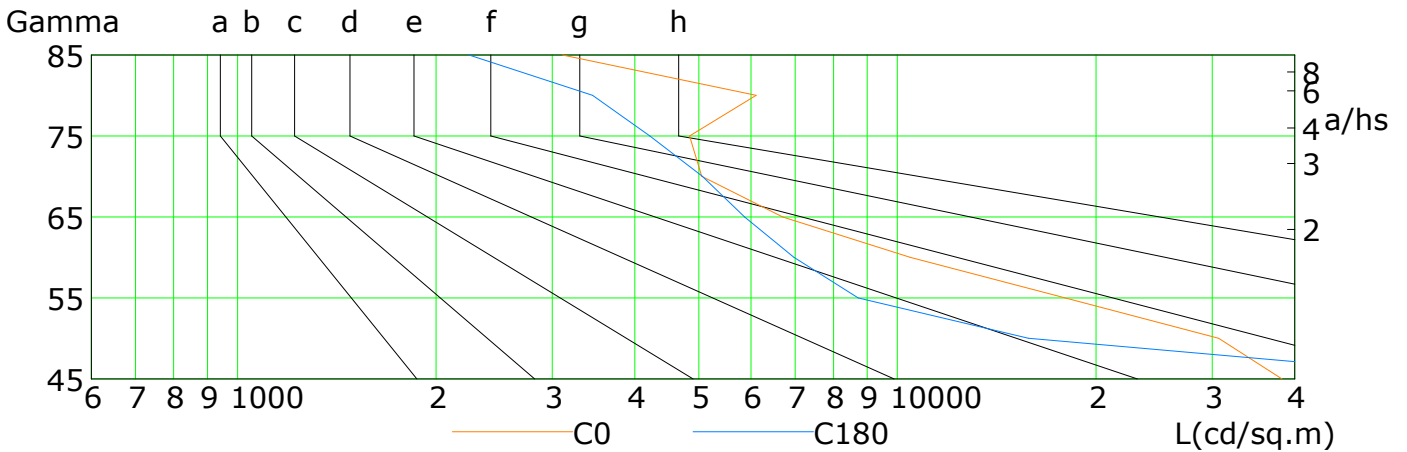
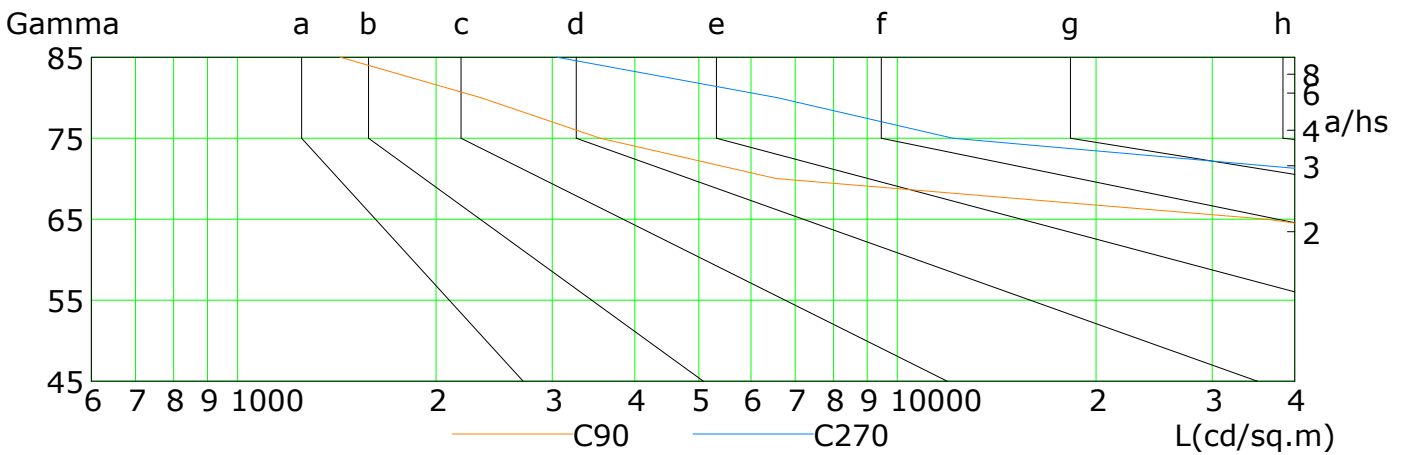
C Plane (°):0.0-360.0: 22.5
Test Lab:
Test Type: TYPE C
Temperature:
Operator:

Gamma Plane (°):0.0-180.0:1.0
Test Device: LSG-1800B
Distance: 12.677 m
Humidity:
Inspector:

Lum Limit Curve

Dazzle	Quality	Illuminance (lx)							
		2000	1000	500	<=300				
1.15	A	2000	1000	500	<=300				
1.50	B		2000	1000	500	<=300			
1.85	C			2000	1000	500	<=300		
2.20	D				2000	1000	500	<=300	
2.55	E					2000	1000	500	<=300

a b c d e f g h



L(cd/sq.m)	G45	G50	G55	G60	G65	G70	G75	G80	G85
C0	38284	30680	17969	10451	6699	5052	4843	6105	3107
C90	158930	155728	141259	104598	36269	6555	3544	2335	1431
C180	79748	15800	8722	6966	5867	5061	4214	3453	2242
C270	89701	102238	128938	150657	128022	60671	12145	6571	3049

C Plane (°):0.0-360.0: 22.5

Test Lab:

Test Type: TYPE C

Temperature:

Operator:

Gamma Plane (°):0.0-180.0:1.0

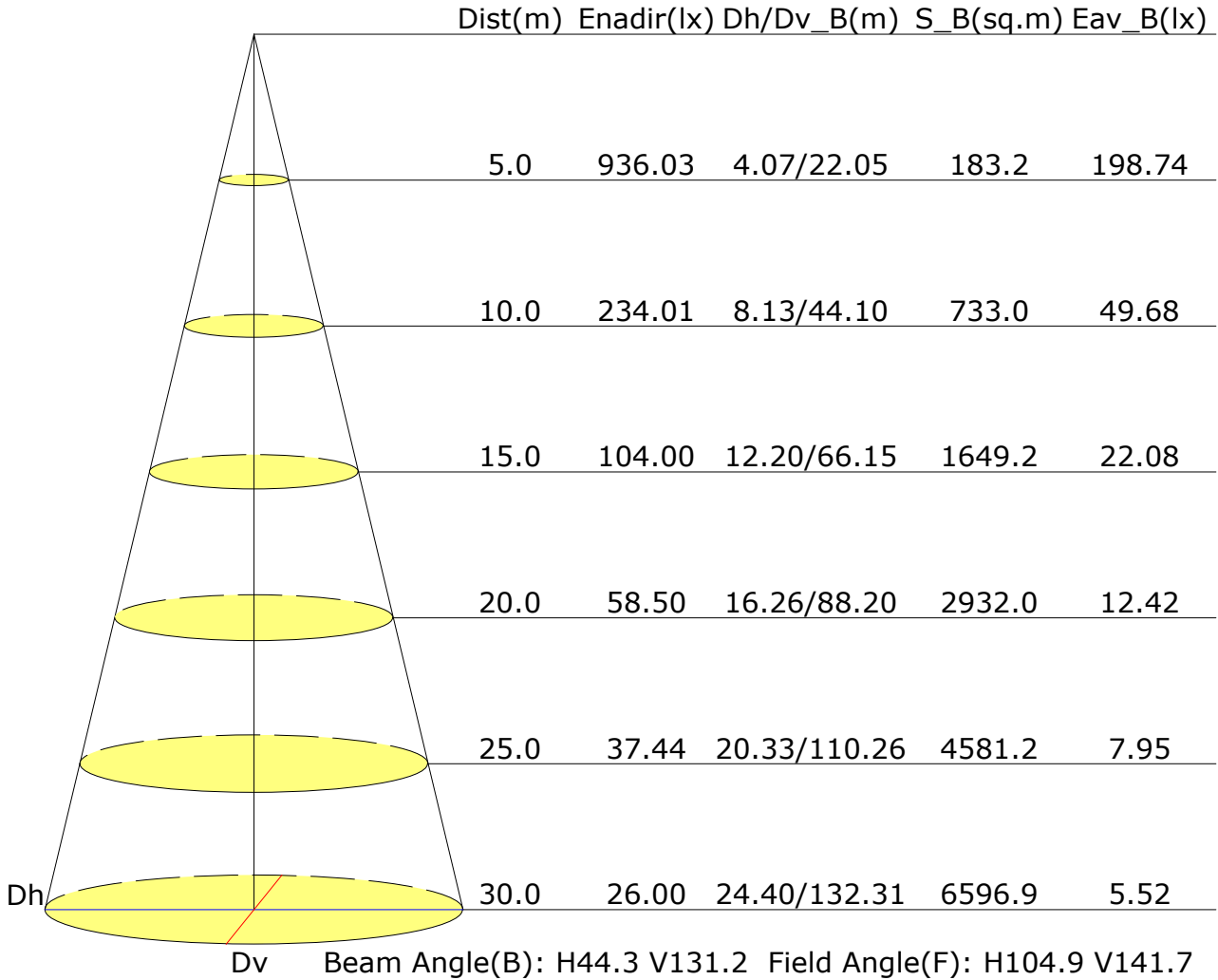
Test Device: LSG-1800B

Distance: 12.677 m

Humidity:

Inspector:

Illuminance at a Distance



UGR Table

Reflectance:										
Ceiling (cavity)	0.7	0.7	0.5	0.5	0.3	0.7	0.7	0.5	0.5	0.3
Wall	0.5	0.3	0.5	0.3	0.3	0.5	0.3	0.5	0.3	0.3
Reference plane	0.2	0.2	0.2	0.2	0.2	0.2	0.2	0.2	0.2	0.2
Room dimensions	Viewed crosswise					Viewed endwise				
X=2H Y=2H	20.3	21.6	20.6	21.9	22.1	29.3	30.6	29.6	30.9	31.1
3H	20.4	21.6	20.7	21.8	22.1	30.2	31.4	30.6	31.7	32.0
4H	20.4	21.5	20.8	21.8	22.1	30.2	31.3	30.5	31.6	31.9
6H	20.6	21.6	21.0	21.9	22.3	30.1	31.1	30.5	31.5	31.8
8H	20.7	21.7	21.1	22.0	22.4	30.1	31.1	30.5	31.4	31.7
12H	20.7	21.7	21.1	22.0	22.4	30.0	31.0	30.4	31.3	31.7
X=4H Y=2H	21.5	22.6	21.9	22.9	23.2	29.2	30.3	29.5	30.6	30.9
3H	21.6	22.5	22.0	22.9	23.2	30.1	31.0	30.5	31.4	31.7
4H	21.6	22.5	22.1	22.8	23.2	30.1	30.9	30.5	31.3	31.7
6H	21.8	22.6	22.3	22.9	23.4	30.0	30.8	30.5	31.2	31.6
8H	21.9	22.6	22.4	23.0	23.4	30.0	30.7	30.4	31.1	31.5
12H	22.0	22.6	22.4	23.0	23.5	30.0	30.6	30.4	31.0	31.5
X=8H Y=4H	21.7	22.4	22.2	22.8	23.2	30.0	30.7	30.4	31.1	31.5
6H	21.9	22.5	22.4	22.9	23.4	29.9	30.5	30.4	30.9	31.4
8H	22.1	22.5	22.6	23.0	23.5	29.9	30.4	30.4	30.8	31.3
12H	22.2	22.6	22.7	23.0	23.6	29.9	30.3	30.4	30.8	31.3
X=12H Y=4H	21.7	22.3	22.1	22.7	23.2	29.9	30.5	30.4	31.0	31.4
6H	21.9	22.4	22.4	22.8	23.3	29.9	30.4	30.4	30.8	31.3
8H	22.1	22.5	22.6	22.9	23.5	29.9	30.3	30.4	30.8	31.3
Variations with the observer position at spacings:										
S=1.0H	+0.5/-1.2					+0.6/-0.7				
S=1.5H	+1.5/-3.9					+2.3/-2.4				
S=2.0H	+2.4/-5.6					+4.1/-5.7				

Calculate in accordance with CIE Pub.117. The table is revised with 87633lm ($8\log(F/F_0) = 15.5$).

C Plane (°):0.0-360.0: 22.5
 Test Lab:
 Test Type: TYPE C
 Temperature:
 Operator:

Gamma Plane (°):0.0-180.0:1.0
 Test Device: LSG-1800B
 Distance: 12.677 m
 Humidity:
 Inspector:

Utilisation Factor Table(Floor cavity)

Utilisation Factors UF(F)			SHR NOM = 1.75									
Room Reflectance			Room Index(RI)									
Ceiling	Wall	Floor	0.75	1.00	1.25	1.50	2.00	2.50	3.00	4.00	5.00	
0.70	0.50	0.20	NA	0.75	0.82	0.87	0.94	0.98	1.01	1.04	1.06	
	0.30		NA	0.69	0.76	0.81	0.89	0.93	0.97	1.01	1.04	
	0.20		NA	0.64	0.71	0.77	0.85	0.90	0.93	0.98	1.01	
0.50	0.50	0.20	NA	0.73	0.80	0.85	0.91	0.94	0.97	1.00	1.02	
	0.30		NA	0.68	0.75	0.80	0.87	0.91	0.94	0.97	1.00	
	0.20		NA	0.63	0.70	0.76	0.83	0.88	0.91	0.95	0.98	
0.30	0.50	0.20	NA	0.71	0.78	0.82	0.88	0.91	0.93	0.96	0.98	
	0.30		NA	0.67	0.73	0.78	0.84	0.88	0.91	0.94	0.96	
	0.20		NA	0.63	0.69	0.75	0.81	0.86	0.88	0.92	0.95	
0.00	0.00	0.00	NA	0.60	0.67	0.72	0.78	0.82	0.84	0.88	0.90	
<p>Rating:599W Photometrically tested without ceiling board. Multiply UF values by service correction factors Calculate in accordance with CIBSE Technical Memorandum NO.5 1980</p>												

Utilisation Factor Table(Wall)

Utilisation Factors UF(W)			SHR NOM = 1.75									
Room Reflectance			Room Index(RI)									
Ceiling	Wall	Floor	0.75	1.00	1.25	1.50	2.00	2.50	3.00	4.00	5.00	
0.70	0.50	0.20	NA	0.69	0.58	0.50	0.38	0.32	0.27	0.21	0.17	
	0.30		NA	0.59	0.51	0.44	0.35	0.29	0.25	0.20	0.16	
	0.20		NA	0.52	0.45	0.39	0.32	0.27	0.23	0.18	0.15	
0.50	0.50	0.20	NA	0.66	0.55	0.47	0.36	0.34	0.25	0.19	0.16	
	0.30		NA	0.58	0.49	0.42	0.33	0.28	0.24	0.18	0.15	
	0.20		NA	0.51	0.44	0.38	0.31	0.26	0.22	0.18	0.15	
0.30	0.50	0.20	NA	0.63	0.53	0.45	0.34	0.28	0.24	0.18	0.15	
	0.30		NA	0.56	0.47	0.41	0.32	0.26	0.23	0.17	0.14	
	0.20		NA	0.50	0.43	0.37	0.30	0.25	0.21	0.17	0.14	
0.00	0.00	0.00	0.99	0.39	0.33	0.28	0.21	0.18	0.15	0.12	0.09	
<p>Rating:599W Photometrically tested without ceiling board. Multiply UF values by service correction factors Calculate in accordance with CIBSE Technical Memorandum NO.5 1980</p>												

Utilisation Factor Table(Ceiling cavity)

Utilisation Factors UF(C)			SHR NOM = 1.75								
Room Reflectance			Room Index(RI)								
Ceiling	Wall	Floor	0.75	1.00	1.25	1.50	2.00	2.50	3.00	4.00	5.00
0.70	0.50	0.20	NA	0.17	0.18	0.19	0.20	0.20	0.21	0.22	0.22
	0.30		NA	0.12	0.13	0.14	0.16	0.17	0.18	0.19	0.20
	0.20		NA	0.08	0.09	0.11	0.13	0.14	0.15	0.17	0.18
0.50	0.50	0.20	NA	0.17	0.17	0.18	0.19	0.20	0.20	0.21	0.21
	0.30		NA	0.11	0.13	0.14	0.15	0.16	0.17	0.18	0.19
	0.20		NA	0.07	0.09	0.10	0.12	0.14	0.15	0.17	0.18
0.30	0.50	0.20	NA	0.16	0.17	0.17	0.18	0.19	0.19	0.20	0.20
	0.30		NA	0.11	0.12	0.13	0.15	0.16	0.17	0.18	0.19
	0.20		NA	0.07	0.09	0.10	0.12	0.14	0.15	0.16	0.17
0.00	0.00	0.00	0.01	0.01	0.01	0.01	0.01	0.01	0.01	0.01	0.01
<p>Rating:599W Photometrically tested without ceiling board. Multiply UF values by service correction factors Calculate in accordance with CIBSE Technical Memorandum NO.5 1980</p>											